

1.1 Introduction- Day 3- General Conversation



Notes

Step 1. Start with the Vocabulary section.

Step 2. Clarify the meaning and usage of each word to the students.

Step 3. Have each student create a sentence for every word. Make sure at least 20 students participate.

Step 4. Assist students in forming sentences using proper English. Emphasize correctness over complexity.

1.2 Vocabulary

Word	Meaning	Example Sentence
Geometry	Branch of mathematics involving shapes and properties of space	In Geometry class, students learn about triangles and circles.
Tricky	Difficult or requiring skill to navigate	Solving the puzzle proved to be tricky, but he persevered.
Straightforward	Simple and easy to understand	The teacher provided a straightforward explanation of the lesson.
Approach	A way of dealing with something or a method of	The scientific approach involves observation and

	doing something	experimentation.
Appreciate	To recognize the value or importance of something	We appreciate your hard work in completing the project on time.
Frustrated	Feeling upset or discouraged due to difficulties	After several attempts, he became frustrated with the challenging problem.
Cafeteria	A place where people can buy and eat meals	Students gather in the Cafeteria to enjoy lunch together.
Struggling	Facing difficulties or challenges	The students were struggling to understand the complex concept.

1.3 Instruction - General Conversation

Class 8
Listening - Session 2

INSTRUCTION

General Conversation

You will hear a teacher or other school staff member talking to students. Each talk is followed by one question. Choose the best answer to each question and mark the letter of the correct answer.

Step 1. Play the Audio.
Step 2. Adjust the audio speed and volume as per the requirement of the class.
Step 3. Check for students understanding of the right answer.
Step 4. Discuss the right answer and use the seek bar for the purpose.

Continue

1.3 Teacher's Notes:

This session works best in landscape mode.

The next part focuses on Listening Skills and is Activity 1 out of 4.

1. Start by playing the audio using the icon below.
2. Adjust the volume as needed for the class.
3. Replay the audio about 5 times, so students can listen and understand.
4. Choose at least 10 students to answer the questions.
5. Play the audio again. Pause at times to check if students understand the answers.
6. Discuss the correct answers and the words used in the audio with the class.

The script for the audio file is provided at the last page.

1.4 Activity 1-General Conversation



Click the Audio icon to play the audio.



Class 8

Listening – Session 2



General Conversation

Listen to Alex and Jordan as they talk about geometry angles and ask Mark for help. They work together to make understanding easier.


1. What is Alex's problem?

- ☐ A. He needs help finding his Math homework.
- ☐ B. The teacher needs to explain geometry better.
- ☐ C. He forgot his textbook at home.
- ☐ D. He needs help with Geometry concepts.


Show answer




Answer - Activity 1


 Class 8


Listening – Session 2





**General Conversation**
Listen to Alex and Jordan as they talk about geometry angles and ask Mark for help. They work together to make understanding easier.

1. What is Alex's problem?


 ☐ A. He needs help finding his Math homework.

 ☐ B. The teacher needs to explain geometry better.

 ☐ C. He forgot his textbook at home.

 ☒ D. He needs help with Geometry concepts.

Next



1.5 Activity 2-General Conversation



Click the Audio icon to play the audio.



Class 8

Listening – Session 2



General Conversation


Listen to Alex and Jordan as they talk about geometry angles and ask Mark for help. They work together to make understanding easier.

2. How does Alex feel when he says, "Thanks, Jordan! I appreciate your support."?


- ☐ A. Excited
- ☐ B. Worried
- ☐ C. Grateful
- ☐ D. Angry


[Show answer](#)

Answer - Activity 2

 Class 8

Listening – Session 2




**Q**


General Conversation

Listen to Alex and Jordan as they talk about geometry angles and ask Mark for help. They work together to make understanding easier.


2. How does Alex feel when he says, "Thanks, Jordan! I appreciate your support."?

 ☐


 A. Excited

 ☐

 B. Worried

 ☒

 C. Grateful

 ☐

 D. Angry

Next

1.6 Activity 3-General Conversation



Click the Audio icon to play the audio.



Class 8

Listening – Session 2



General Conversation

Listen to Alex and Jordan as they talk about geometry angles and ask Mark for help. They work together to make understanding easier.


3. What does Jordan suggest to Alex?

- ☐ A. Ask the teacher for extra help.
- ☐ B. Remember the Math homework.
- ☐ C. Look for examples in the textbook.
- ☐ D. Ask Mark for help.


Show answer




Answer - Activity 3


 Class 8


Listening – Session 2





**General Conversation**
Listen to Alex and Jordan as they talk about geometry angles and ask Mark for help. They work together to make understanding easier.

3. What does Jordan suggest to Alex?


 ☐ A. Ask the teacher for extra help.

 ☐ B. Remember the Math homework.

 ☐ C. Look for examples in the textbook.

 ☒ D. Ask Mark for help.

Next



1.7 Activity 4-General Conversation



Click the Audio icon to play the audio.



Class 8

Listening – Session 2



General Conversation

Listen to Alex and Jordan as they talk about geometry angles and ask Mark for help. They work together to make understanding easier.


4. What will Alex and Jordan do after the last bell?

- ☐ A. Go home and forget about the Math homework.
- ☐ B. Meet near the Cafeteria to ask Mark for help.
- ☐ C. Attend an extracurricular activity.
- ☐ D. Discuss their favorite subjects.


Show answer




Answer - Activity 4


 Class 8


Listening – Session 2





**General Conversation**
Listen to Alex and Jordan as they talk about geometry angles and ask Mark for help. They work together to make understanding easier.

4. What will Alex and Jordan do after the last bell?


 ☐ A. Go home and forget about the Math homework.

 ☒ B. Meet near the Cafeteria to ask Mark for help.

 ☐ C. Attend an extracurricular activity.

 ☐ D. Discuss their favorite subjects.

Next



NARRATOR: Listen to Alex and Jordan as they talk about geometry angles and ask Mark for help. They work together to make understanding easier.

ALEX: Hey, Jordan! I need help with my Math homework. It's so confusing.

JORDON Oh no, what's the problem?

ALEX It's about Geometry, and I can't figure out these angles.

JORDON Geometry can be tricky. Have you asked the teacher for help?

ALEX Yeah, but I still can't get it. I need something more straightforward to understand.

JORDON Have you checked your textbook for examples?

ALEX I did, but it's not clicking. I need a different approach or explanation.

JORDON What if we ask Mark? He's good at Math; maybe he can explain it in a way that makes sense.

ALEX That's a good idea. But what if he's busy or wants to avoid helping?

JORDON Don't worry. We can ask him after class together. I'm sure he'll help out.

ALEX Thanks, Jordan! I appreciate your support. I was getting frustrated with this.

JORDON No problem, Alex. We'll tackle it together. Let's meet near the eCafeteria after the last bell.

1.8 Thank You

