

1.1 Introduction



1.2 Notes

Step 1. Start with the Vocabulary section.

Step 2. Clarify the meaning and usage of each word to the students.

Step 3. Have each student create a sentence for every word. Make sure at least 20 students participate.

Step 4. Assist students in forming sentences using proper English. Emphasize correctness over complexity.

Word	Meaning	Example Sentence
Realm	A kingdom or domain, often used metaphorically	The fairy tale is set in a magical realm with talking animals.
Intricate	Complicated, detailed, having many interconnected parts	The intricate design on the jewelry was beautifully crafted.
Precision	Accuracy and exactness in performance or measurement	The surgeon performed the surgery with great precision.
Artistry	Creative skill or ability in the arts	The painting displayed incredible artistry and talent.
Thrilling	Causing excitement or intense emotion	The roller coaster ride was thrilling and full of surprises.

Word	Meaning	Example Sentence
Diversity	A range of different things or variety	The school promotes diversity by celebrating various cultures.
Curiosity	A strong desire to know or learn something	The children's curiosity led them to explore the mysterious cave.
Asset	Something valuable or useful	Good communication skills are an asset in any job.
Keenly	Intensely or sharply, often referring to perception	She was keenly aware of the changes happening around her.
Cuisine	Style or method of cooking, especially as characteristic of a particular country, region, or establishment	Italian cuisine is known for its pasta and rich flavors.
Savoring	Enjoying with delight, often related to taste or smell	The chef recommended savoring each bite of the exquisite dish.

1.3 Instruction -Teacher's Conversation

Class 7
Listening - Session 1

INSTRUCTION

Teacher's Conversation

You will hear a teacher or other school staff members talking to students. Each talk is followed by one question. Choose the best answer to each question and mark the letter of the correct answer.

Step 1. Play the Audio.

Step 2. Adjust the audio speed and volume as per the requirement of the class.

Step 3. Check for students understanding of the right answer.


Step 4. Discuss the right answer and use the seek bar for the purpose.

Continue

1.3 Teacher's Notes:

This session works best in landscape mode.

The next part focuses on Listening Skills and is Activity 1 out of 4.


1. Start by playing the audio using the  icon below.
2. Adjust the volume as needed for the class.
3. Replay the audio about 5 times, so students can listen and understand.
4. Choose at least 10 students to answer the questions.
5. Play the audio again. Pause at times to check if students understand the answers.
6. Discuss the correct answers and the words used in the audio with the class.

The script for the audio file is provided after the Correct Answer page.


1.4 Activity 1-Teacher's Conversation




< Click the Audio icon to play the video.

 Class 7

Listening – Session 1






Teacher's Conversation
Listen to a math teacher talking to a class.

1. What is the task for today's Math class?

- ☐ A. Conducting a Science experiment
- ☐ B. Solving historical puzzles
- ☐ C. Playing a soccer match
- ☐ D. Creating a geometric masterpiece

Show answer




Audio Script: Activity 01


Narrator: Listen to a math teacher talking to a class.


Teacher: Greetings, Math enthusiasts! Today, we're delving into the captivating realm of Geometry. Grab your compasses and protractors, for we're embarking on exploring the beauty of shapes and angles. Your task is to create a geometric masterpiece using the principles we've discussed. From intricate patterns to symmetrical designs, let your creativity flow through the precision of Geometry. Remember, each line or angle tells a story, and today, you're the storyteller. So, dive into the world of shapes, unlock the secrets of Geometry, and showcase your mathematical artistry.

Answer - Activity 1





 Class 7

Listening – Session 1




 **Teacher's Conversation**
Listen to a math teacher talking to a class.

1. What is the task for today's Math class?

-  ☐ A. Conducting a Science experiment
-  ☐ B. Solving historical puzzles
-  ☐ C. Playing a soccer match
-  ☒ D. Creating a geometric masterpiece

Next



1.5 Activity 2-Teacher's Conversation



< Click the Audio icon to play the video.



Class 7

Listening – Session 1



Teacher's Conversation

Listen to a science teacher talking to a class.

2. What is the focus of today's Science class?

- ☐ A. Learning historical events
- ☐ B. Conducting a soccer match
- ☐ C. Exploring the microscopic world
- ☐ D. Joining the school orchestra


Show answer

Audio Script: Activity 02


Narrator: Listen to a science teacher talking to a class.


Teacher: Welcome, young scientists! Today, we embark on a thrilling journey into the microscopic world. Each of you will receive a microscope and a set of slides. Your mission? Explore the hidden wonders that exist beyond our naked eye. Discover the intricate structures of cells, marvel at the diversity of microorganisms, and unlock the mysteries of the unseen. Remember, in science, curiosity is our greatest asset. So, equip yourselves with wonder, observe keenly, and let the world of the tiny unfold before you. Happy exploring, scientists!

Answer - Activity 2





 Class 7

Listening – Session 1




 **Teacher's Conversation**
Listen to a science teacher talking to a class.

2. What is the focus of today's Science class?

-  ☐ A. Learning historical events
-  ☐ B. Conducting a soccer match
-  ☒ C. Exploring the microscopic world
-  ☐ D. Joining the school orchestra

Next



1.6 Activity 3-Teacher's Conversation



< Click the Audio icon to play the video.

 Class 7

Listening – Session 1



 **Teacher's Conversation**
Listen to a French teacher talking to a class.

3. What is the task for today's French class?

- ☐ A. Playing a soccer match
- ☐ B. Exploring microscopic organisms
- ☐ C. Describing a favorite dish in French
- ☐ D. Joining the school orchestra

Show answer




Audio Script: Activity 03


Narrator: Listen to a French teacher talking to a class.

Teacher: Good morning students! Today, we're diving into the world of French cuisine. Your mission is to describe your favorite dish in French. Use the vocabulary we've learned, express your preferences, and share what makes that dish unique. Remember, this is a delicious opportunity to practice the language while savoring the flavors of French culture. (On your marks, get set, cook!)

Answer - Activity 3


 Class 7


Listening – Session 1





 **Teacher's Conversation**
Listen to a French teacher talking to a class.

3. What is the task for today's French class?


 ☐ A. Playing a soccer match

 ☐ B. Exploring microscopic organisms

 ☒ C. Describing a favorite dish in French

 ☐ D. Joining the school orchestra

Next



1.7 Thank you

