

1.1 Introduction – Day 10 – Read Aloud



1.2 Instruction - Read Aloud

Class 6
Speaking - Session 5


INSTRUCTION


Read Aloud
In this task, you will read a short passage aloud. You should pronounce words clearly, read at a normal pace, and read as naturally as you can. Follow the steps:

- Step 1.** Show the passage on screen.
- Step 2.** Give students some time to prepare it silently.
- Step 3.** Let students read the passage aloud in a group or individually.


Continue

1.3 Activity 1 - Read Aloud

 Class 6
Speaking – Session 5



Read Aloud



How do we tell time? Telling time is an important skill. We use clocks to know when to wake up, eat, and sleep. The big hand shows minutes, and the small hand shows hours. When both hands point to twelve, it's twelve o'clock. We say, 'It's twelve o'clock' when it's midday or midnight. 'AM' is morning, and 'PM' is afternoon and evening. It's six o'clock when the big hand is on the 6, and the small hand is on the 12. Learning to tell time helps us organize our day and be on time for activities!

Next

1.4 Thank you

