



1.1 Introduction- Day 6- Making Requests



1.2 Instruction - Making Requests

 Class 4
Speaking – Session 3


INSTRUCTION

Making Requests

Step 1. Play the Audio.

Step 2. Adjust the audio speed and volume as per the class requirement.

Step 3. Check for students' understanding of the audio and image.

Step 4. Use the seek bar for the purpose.

Step 5. Discuss possible answers using a relevant teaching strategy to adhere to all students' understanding.

Continue

Notes:

Step 1. Play the Audio.

Step 2. Adjust the audio speed and volume as per the class requirement.

Step 3. Check for students' understanding of the audio and image.

Step 4. Use the seek bar for the purpose.

Step 5. Discuss the image using a relevant teaching strategy to adhere to all student's understanding.

1.3 Activity 1 - Making Requests



Class 4

Speaking – Session 3

Question 1



Making Requests

Ask for a skipping rope



We need to ask for a skipping rope from our Neighbour.

Show Model Answer

Notes:

Step 1. Play the Audio.

Step 2. Adjust the audio speed and volume as per the class requirement.

Step 3. Check for students' understanding of the audio and image.

Step 4. Use the seek bar for the purpose.

Step 5. Discuss the image using a relevant teaching strategy to adhere to all student's understanding.

Ask for a skipping rope.

We need to ask for a skipping rope from our Neighbour.

Answer - Activity 1



Class 4

Speaking – Session 3

Question 1



Making Requests


Ask for a skipping rope**Model Answer**


1. Sir, can I use your skipping rope, or are you using it?
2. May I borrow your skipping rope, Sir, as I want to skip?
3. Is it okay if I take your skipping rope, sir, and I'll make sure to return it once I've finished using it?

**Next**

1.4 Activity 2 - Making Requests





 **Class 4**
Speaking – Session 3

Question 2 

Making Requests

Ask for a set of crayons



 We need to ask for crayons.

Show Model Answer

Notes:

Step 1. Play the Audio.

Step 2. Adjust the audio speed and volume as per the class requirement.

Step 3. Check for students' understanding of the audio and image.

Step 4. Use the seek bar for the purpose.

Step 5. Discuss the image using a relevant teaching strategy to adhere to all student's understanding.

Ask for a set of crayons.

We need to ask for crayons.

Answer - Activity 2



Class 4

Speaking – Session 3

Question 2



Making Requests

Ask for a set of crayons



Q

Model Answer



1. Could I use your crayons, or are you using them right now?
2. May I borrow your crayons, as I would like to use them for my drawing?
3. Is it fine if I take your crayons, and I promise to return them to you once I am done?

Next

1.5 Activity 3 - Making Requests



Class 4

Speaking – Session 3

Question 3



Making Requests

Ask for a Chessboard



We need to ask for a Chessboard from Aryan, our friend.

Show Model Answer

Notes:

Step 1. Play the Audio.

Step 2. Adjust the audio speed and volume as per the class requirement.

Step 3. Check for students' understanding of the audio and image.

Step 4. Use the seek bar for the purpose.

Step 5. Discuss the image using a relevant teaching strategy to adhere to all student's understanding.

Ask for a Chessboard.

We need to ask for a Chessboard from Aryan, our friend.

Answer - Activity 3



Class 4

Speaking – Session 3

Question 3



Making Requests

Ask for a Chessboard**Model Answer**

1. Aryan, is it okay if I use your Chessboard, or are you currently using it?
2. Aryan, could I borrow your Chessboard, as I want to practice for the competition?
3. Aryan, would it be okay if I take your Chessboard, and I'll make sure to return it to you once I've finished using it for my competition?

Next

1.6 Activity 4 - Making Requests



Class 4

Speaking – Session 3

Question 4



Making Requests

Ask for a watercolor set

We need to ask for a watercolor set from Ananya, our friend.

Show Model Answer

Notes:

Step 1. Play the Audio.

Step 2. Adjust the audio speed and volume as per the class requirement.

Step 3. Check for students' understanding of the audio and image.

Step 4. Use the seek bar for the purpose.

Step 5. Discuss the image using a relevant teaching strategy to adhere to all student's understanding.

Ask for a watercolor set.

We need to ask for a watercolor set from Ananya, our friend.

Answer - Activity 4



Class 4

Speaking – Session 3

Question 4



Making Requests

Ask for a watercolor set

Q

Model Answer




1. Ananya, can I have your watercolor set, or do you have to use it?
2. May I borrow your watercolor set, Ananya, as I would like to paint the new drawing?
3. Is it fine if I take your watercolor set, Ananya, and return it once I've finished?


Next

1.7 Activity 5 - Making Requests




Class 4


 **Speaking – Session 3**

Question 5 

Making Requests

Ask grandfather for help with science homework



 We need to Ask grandfather for help with science homework

Show Model Answer

Notes:

Step 1. Play the Audio.

Step 2. Adjust the audio speed and volume as per the class requirement.

Step 3. Check for students' understanding of the audio and image.

Step 4. Use the seek bar for the purpose.

Step 5. Discuss the image using a relevant teaching strategy to adhere to all student's understanding.

Ask grandfathers for help with Science homework.

We need to Ask grandfathers for help with Science homework.

Answer - Activity 5



Class 4

Speaking – Session 3

Question 5



Making Requests

Ask grandfather for help with science homework



Model Answer



1. Grandfather, will you be able to help with my science homework, or should I try to understand it on my own?
2. Could you help me with my science homework, Grandfather, given you're an expert in the subject?
3. Grandfather, do you think you can help with my science homework, or would it be better if I asked for help from my teacher?

Next

1.8 Thank you

