

1.1 Introduction- Day 9 – Message



Notes to Teachers:


Step 1. The following section is the Vocabulary. These words will help you understand today's lesson.


Step 2. Explain the meaning of each word and its usage to the students.

Step 3. Ask the students to make a sentence with each word. Ensure individual participation from at least 20 students.

Step 4. Help the students construct their sentences in correct English. Complexity is not essential. Correctness is.

1.2 Vocabulary


 Class 4
Listening – Session 5




Vocabulary	Meaning	Usage
Bakery	A place where bread and cakes are made	We went to the bakery to buy fresh bread.
Excellent	Very good or outstanding	You did an excellent job of drawing!
Sandwiches	Food made with slices of bread and different kinds of filling	I like to have peanut butter sandwiches for lunch.
Heard	To perceive sound with your ears	I heard a bird singing outside my window.
Try	To attempt something	I will try my best to solve the puzzle.
Truck	A large vehicle for transporting goods	The delivery truck brought the furniture to our house.
Different	Not the same; distinct or varied	We all have different favorite colors.
Spot	A particular place or location	Let's find a nice spot in the park for a picnic.

Continue

1.3 Instruction - Messages

 Class 4
Listening – Session 5


INSTRUCTION

Messages

Step 1. Play the Audio.
Step 2. Adjust the audio speed and volume as per the class requirement.
Step 3. Check for students' understanding of the audio.
Step 4. Use the seek bar for the purpose.
Step 5. Discuss the right answer using a relevant teaching strategy to adhere to all students' understanding.

Continue

Notes to Teachers:

The following section deals with Listening Skills, and is Activity 1 of 4

Step 1. Play the Audio by clicking the icon in the page below. The length of the audio is 47 seconds.

Step 2. Adjust the audio volume as per the requirement of the class.

Step 3. Play the audio about 5 times in the class so that the students can listen and understand.

Step 4. Identify at least 10 students from the class to answer the questions.

Step 5. Play the audio again. Pause the audio at appropriate points to check the students' understanding of the answers.

Step 6. Discuss the correct answer and vocabulary used in the audio, in the class.

1.4 Activity 1- Messages



<< Click the Audio icon to play the audio.

Class 4
Listening – Session 5

A small green circular button with a white 'X' icon.

A large blue question mark icon with a white outline, surrounded by a dotted teal circle.

Messages
Listen to the audio and select the correct answers.

1. What is Rashmi's mother cooking for dinner?

- ☐ A. Biryani
- ☐ B. Pizza
- ☐ C. Potato

Show Answer


Audio Script: Activity 01

Listen to the audio and select the correct answer.


Hi Shakti, this is Rashmi. My mother is cooking Biryani tonight, please come over and ask Suraj and Sakshi to join us. See you!

What is Rashmi's mother cooking for dinner?

Answer – Activity 1

 Class 4

Listening – Session 5




Q Messages
Listen to the audio and select the correct answers.

1. What is Rashmi's mother cooking for dinner?

- ☒ A. Biryani
- ☐ B. Pizza
- ☐ C. Potato

Next



1.5 Activity 2- Messages



<< Click the Audio icon to play the audio.



Class 4

Listening – Session 5



Messages

Listen to the audio and select the correct answers.

2. When are the friends planning to watch the new episode of Doraemon?

- ☐ A. 7 pm
- ☐ B. 5 am
- ☐ C. 4 pm

Show Answer




Audio Script: Activity 02

Listen to the audio and select the correct answer.


Hi Sapna, this is Praveen. Doraemon has come; please come over at 7 p.m. tonight. Also, bring popcorn and a cold drink- I will have Maggi and chips. It will be fun, please come soon. I am so excited!

When are the friends planning to watch the new episode of Doraemon?

Answer – Activity 2

 Class 4

Listening – Session 5




Q Messages
Listen to the audio and select the correct answers.

2. When are the friends planning to watch the new episode of Doraemon?

- ☒ A. 7 pm
- ☐ B. 5 am
- ☐ C. 4 pm

Next



1.6 Activity 3- Messages



<< Click the Audio icon to play the audio.

Class 4
Listening – Session 5

A small green circular button with a white 'X' icon.

A large blue stylized letter 'Q' with a white outline.

Messages
Listen to the audio and select the correct answers.
3. Where are the friends going?

☐ A. Bakery shop
☐ B. Café
☐ C. Indoor games

Show Answer

A large blue question mark with a white outline, surrounded by a dotted teal circle.


Audio Script: Activity 03

Listen to the audio and select the correct answer.


Hi Vivek, this is Tushar. Let's go to the new bakery at 5 p.m. today. I have heard that it has excellent sandwiches and cakes. I am excited to try them with you.

Where are the friends going?

Answer – Activity 3

 Class 4

Listening – Session 5




Q Messages
Listen to the audio and select the correct answers.

3. Where are the friends going?

- ☒ A. Bakery shop
- ☐ B. Café
- ☐ C. Indoor games

Next



1.7 Thank you

