

1.1 Introduction – Listen to Directions – Day 3



Notes to Teachers:

Step 1. The following section is the Vocabulary. These words will help you understand today's lesson.

Step 2. Explain the meaning of each word and its usage to the students.

Step 3. Ask the students to make a sentence with each word. Ensure individual participation from at least 20 students.

Step 4. Help the students construct their sentences in correct English. Complexity is not essential. Correctness is.

1.2 Vocabulary

Word	Meaning	Usage
Finish	To complete or end something	I will finish my homework before dinner.
Homework	Tasks assigned by teachers to do at home	After school, I must do my Math homework.
Dark	The absence of light; not bright	It gets dark outside when the sun goes down.
Torch	A handheld light source, like a flashlight	We used a torch to explore the dark cave.
Warm	Having a high temperature; not cold	I put on a warm sweater to stay cozy in the winter.
Clothes	Items you wear on your body	Let's select our clothes for the day.
Outside	The area beyond the walls of a building	We like to play outside, in the park.
Water	A clear liquid without color or taste	It's important to drink water to stay hydrated.
Drink	To consume liquid through the mouth	I like to drink juice with my breakfast.
Clean up	To tidy and put things in order	We clean up the living room after playing there the whole day.
Put	To place something in a specific location	Put your backpack by the door before leaving.
Toys	Objects used for play and enjoyment	We have a box of toys in the playroom.

Notes to Teachers:

The following section deals with Listening Skills, and is Activity 1 of 4

Step 1. Play the Audio by clicking the icon in the page below. The length of the audio is 47 seconds.

Step 2. Adjust the audio volume as per the requirement of the class.


Step 3. Play the audio about 5 times in the class so that the students can listen and understand.


Step 4. Identify at least 10 students from the class to answer the questions.

Step 5. Play the audio again. Pause the audio at appropriate points to check the students' understanding of the answers.

Step 6. Discuss the correct answer and vocabulary used in the audio, in the class.

1.3 Instruction - Listen to Directions

 Class 4
Listening – Session 2


INSTRUCTION

Listen to Directions

Step 1. Play the Audio.

Step 2. Adjust the audio speed and volume as per the class requirement.

Step 3. Check for students' understanding of the images.

Step 4. Use the seek bar for the purpose.

Step 5. Discuss the correct answer using a relevant teaching strategy to adhere to all students' understanding.

Continue

1.4 Activity 1 - Listen to Directions



<< Click the Audio icon to play the audio.



Class 4

Listening – Session 2





Listen to Directions

Listen to the audio. Look at the pictures and select the correct answer.

1. I will finish my homework. Then clean.☐ A☐ B☐ C**Show Answer**



Answer - Activity 1



 Class 4
Listening – Session 2





Q Listen to Directions
Listen to the audio. Look at the pictures and select the correct answer.

1. I will finish my homework. Then clean.







☒ A

☐ B

☐ C

Next

1.5 Activity 2 - Listen to Directions



<< Click the Audio icon to play the audio.



Class 4

Listening – Session 2





Listen to Directions

Listen to the audio. Look at the pictures and select the correct answer.

2. It is dark. Use a torch.☐ A☐ B☐ C**Show Answer**



Answer - Activity 2



 Class 4
Listening – Session 2





Q Listen to Directions
Listen to the audio. Look at the pictures and select the correct answer.

2. It is dark. Use a torch.







☐ A

☒ B

☐ C

Next

1.6 Activity 3 - Listen to Directions



<< Click the Audio icon to play the audio.



Class 4

Listening – Session 2





Listen to Directions

Listen to the audio. Look at the pictures and select the correct answer.




3. It is cold. Please wear warm clothes.☐ A☐ B☐ C**Show Answer**

Answer - Activity 3

 Class 4
Listening – Session 2



Q Listen to Directions
Listen to the audio. Look at the pictures and select the correct answer.
3. It is cold. Please wear warm clothes.



☒ A ☐ B ☐ C

Next

1.7 Activity 4 - Listen to Directions



<< Click the Audio icon to play the audio.



Class 4

Listening – Session 2





Listen to Directions

Listen to the audio. Look at the pictures and select the correct answer.



4. It is hot outside. Please drink water.☐ A☐ B☐ C**Show Answer**



Answer - Activity 4



 Class 4
Listening – Session 2



Q Listen to Directions
Listen to the audio. Look at the pictures and select the correct answer.
4. It is hot outside. Please drink water.







☒ A

☐ B

☐ C

Next

1.8 Activity 5 - Listen to Directions



Class 4

Listening – Session 2




Listen to Directions

Listen to the audio. Look at the pictures and select the correct answer.


5. It's time to clean up. Put your toys away.

☐ A☐ B☐ C[Show Answer](#)


Answer - Activity 5

 Class 4


Listening – Session 2




Q Listen to Directions
Listen to the audio. Look at the pictures and select the correct answer.
5. It's time to clean up. Put your toys away.



☒ A



☐ B



☐ C

Next

1.9 Thank you

