



### 1.1 Introduction



### 1.2 Instruction - Describing a Picture

 Class 3  
**Speaking – Session 1**

  
**INSTRUCTION**

**Describing a Picture**

**Step 1.** Play the Audio.

**Step 2.** Adjust the audio speed and volume as per the class requirement.

**Step 3.** Check for students' understanding of the audio and image.

**Step 4.** Use the seek bar for the purpose.

**Step 5.** Discuss the image using a relevant teaching strategy to adhere to all student's understanding.

**Continue**

Notes to Teachers:

This session is viewed best in landscape mode.

The following section deals with Speaking Skills, and is Activity 4 of 4

Step 1. Play the audio by clicking the icon on the page below.

Step 2. Adjust the audio volume as per the class requirement.

Step 3. Play the about 6-7 times in the class so that the students can listen, and understand.

Step 4. Identify at least ten students from the class to describe the picture in their own words.

Step 5. Play the audio again. Pause the audio at appropriate points to check the students' understanding of their descriptions.

Step 6. Discuss the descriptions given by the students in the class.

### 1.3 Activity 1 - Describing a Picture



<< Click the icon to play the audio.



Class 3

### Speaking – Session 1

#### Question 1



#### Describing a Picture

*Describe what is strange about the picture*



Can you describe what is strange about this picture?

Show Model Answer

## Answer - Activity 1



Class 3

## Speaking – Session 1

## Question 1



## Describing a Picture

*Describe what is strange about the picture*



Can you describe what is strange about this picture?

**Model Answer**

A big crocodile is swimming with children in a pond. The crocodile looks happy. The children are excited. The water is blue. Everyone is having fun. Crocodiles and children together in the pool look strange!

**Next**



### 1.4 Activity 2 - Describing a Picture



<< Click the icon to play the audio



Class 3

### Speaking – Session 1

### Question 2



#### Describing a Picture

*Describe what is strange about the picture*



Can you describe what is strange about this picture?

Show Model Answer

## Answer - Activity 2



Class 3

## Speaking – Session 1

## Question 2



## Describing a Picture

*Describe what is strange about the picture*



Can you describe what is strange about this picture?

**Model Answer**

A cow is playing a piano. The cow is very big. The piano is very small. Birds and rabbits are listening to the piano. Rabbits and birds look happy. A cow playing the piano looks strange!

**Next**

### 1.5 Activity 3 - Describing a Picture



<< Click the icon to play the audio.



Class 3

### Speaking – Session 1

### Question 3



#### Describing a Picture

*Describe what is strange about the picture*



Can you describe what is strange about this picture?

Show Model Answer



## Answer - Activity 3



Class 3

## Speaking – Session 1

## Question 3



## Describing a Picture

*Describe what is strange about the picture*



Can you describe what is strange about this picture?

**Model Answer**

Fish are flying in the sky. They are sitting on the moon, and this looks strange. The fish are also playing with stars. The sky is dark blue. The fish must be having fun.

**Next**

## 1.6 Activity 4 - Describing a Picture



&lt;&lt; Click the icon to play the audio.




Class 3

## Speaking – Session 1

## Question 4



## Describing a Picture

*Describe what is strange about the picture*

Can you describe what is strange about this picture?

**Show Model Answer**

## Answer - Activity 4



Class 3


## Speaking – Session 1

## Question 4



## Describing a Picture

*Describe what is strange about the picture*



Can you describe what is strange about this picture?

**Model Answer**

Two big elephants are playing badminton on a court. They are holding rackets in their trunks. They are hitting the shuttlecock. It's funny and amazing. Elephants playing sports is a strange sight!

**Next**

## 1.7 Activity 5 - Describing a Picture



&lt;&lt; Click the icon to play the audio.



Class 3

## Speaking – Session 1

Question 5



## Describing a Picture

*Describe what is strange about the picture*

Can you describe what is strange about this picture?

**Show Model Answer**

## Answer - Activity 5



Class 3

## Speaking – Session 1

## Question 5



## Describing a Picture

*Describe what is strange about the picture*



Can you describe what is strange about this picture?

**Model Answer**

A penguin is riding a bicycle. She is wearing a helmet and is balancing it so well. There is traffic on the road. The penguin is not scared. She is enjoying it. A penguin riding a cycle looks strange!

**Next**



### 1.8 Thank you

