



### 1.1 Introduction - Day 10 – Describing a Picture



### 1.2 Instruction - Describing a Picture

Class 3  
**Speaking – Session 5**

**INSTRUCTION**

**Describing a Picture**

**Step 1.** Play the Audio.

**Step 2.** Adjust the audio speed and volume as per the class requirement.

**Step 3.** Check for students' understanding of the audio and image.

**Step 4.** Use the seek bar for the purpose.

**Step 5.** Discuss the image using a relevant teaching strategy to adhere to all student's understanding.

**Continue**

Notes to Teachers:

This session is viewed best in landscape mode.

The following section deals with Speaking Skills.

Step 1. Play the audio by clicking the icon on the page below.

Step 2. Adjust the audio volume as per the class requirement.

Step 3. Play them about 6-7 times in the class so that the students can listen, and understand.

Step 4. Identify at least ten students from the class to describe the picture in their own words.

Step 5. Play the audio again. Pause the audio at appropriate points to check the students' understanding of their descriptions.

Step 6. Discuss the descriptions given by the students in the class.

### 1.3 Activity 1 - Describing a Picture



<< Click the icon to play the audio.



Class 3

### Speaking – Session 5

#### Question 1



#### Describing a Picture

*Describe what is strange about the picture*



Can you describe what is strange about this picture?

Show Model Answer

## Answer - Activity 1



Class 3

## Speaking – Session 5

## Question 1



## Describing a Picture

*Describe what is strange about the picture*



Can you describe what is strange about this picture?

**Model Answer**

The penguin is in a hot desert. She is wearing sunglasses. She enjoys the hot sun. A penguin in a desert, wearing sunglasses, looks strange and funny!

**Next**



### 1.4 Activity 2 - Describing a Picture



<< Click the icon to play the audio.



Class 3

### Speaking – Session 5

### Question 2



#### Describing a Picture

*Describe what is strange about the picture*



Can you describe what is strange about this picture?

Show Model Answer

## Answer - Activity 2



Class 3

## Speaking – Session 5

## Question 2



## Describing a Picture

*Describe what is strange about the picture*



Can you describe what is strange about this picture?

**Model Answer**

A fish is riding a bicycle underwater. The fish are happy. They are laughing. A fish riding a bicycle looks strange!

**Next**

1.5 Activity 3 - Describing a Picture



<< Click the icon to play the audio.



Class 3

### Speaking – Session 5

Question 3



#### Describing a Picture

*Describe what is strange about the picture*



Can you describe what is strange about this picture?

Show Model Answer



## Answer - Activity 3



Class 3

## Speaking – Session 5

## Question 3



## Describing a Picture

*Describe what is strange about the picture*



Can you describe what is strange about this picture?

**Model Answer**

The cows are flying in the sky. The birds are confused. They don't see flying cows, and so this looks strange. The sky is clear. The sun is shining.

**Next**

### 1.6 Activity 4 - Describing a Picture



<< Click the icon to play the audio.



Class 3


### Speaking – Session 5

#### Question 4



#### Describing a Picture

*Describe what is strange about the picture*



Can you describe what is strange about this picture?

Show Model Answer

## Answer - Activity 4



Class 3


## Speaking – Session 5

## Question 4



## Describing a Picture

*Describe what is strange about the picture*



Can you describe what is strange about this picture?

**Model Answer**

There is a huge park. Children are playing football with a giant watermelon. They don't have a ball. The crowd is cheering for them but playing football with a watermelon looks strange.

**Next**

### 1.7 Activity 5 - Describing a Picture



<< Click the icon to play the audio.



Class 3


### Speaking – Session 5

### Question 5



#### Describing a Picture

*Describe what is strange about the picture*



Can you describe what is strange about this picture?

Show Model Answer



## Answer - Activity 5



Class 3


## Speaking – Session 5

## Question 5



## Describing a Picture

*Describe what is strange about the picture*



Can you describe what is strange about this picture?

**Model Answer**

In the Library, books are flying around in the air. People are reading while floating. They seem to enjoy it but floating people reading flying books, looks strange!

**Next**



*1.8 Thank you*

