

1.1 Introduction- Day 9 – Phone Messages



Notes to Teachers:


Step 1. The following section is the Vocabulary. These words will help you understand today's lesson.

Step 2. Explain the meaning of each word and its usage to the students.

Step 3. Ask the students to make a sentence with each word. Ensure individual participation from at least 20 students.

Step 4. Help the students construct their sentences in correct English. Complexity is not essential. Correctness is.


1.2 Vocabulary


 Class 3
Listening – Session 5

Word	Meaning	Usage
Tennis	A sport played with a racket and a ball	I like to play Tennis.
Play	To engage in fun activities or games	Let's play tag during break time
Volleyball Game	A sport where teams hit a ball over a net	We had a Volleyball match today.
Lesson	A time to learn something new	I have a Math lesson in school today.
Forget	To not remember something	I forgot to bring my lunch today.

Continue

1.3 Instruction - Phone Messages

 Class 3
Listening – Session 5

**INSTRUCTION**

Phone Messages

Step 1. Play the Audio.

Step 2. Adjust the audio speed and volume as per the class requirement.

Step 3. Check for students' understanding of the audio.

Step 4. Use the seek bar to drag the current progress.

Step 5. Discuss the right answer using a relevant teaching strategy to adhere to all students' understanding.

Continue

The following section deals with **Listening Skills** and is **Activity 1 of 4**



Step 1. Play the Audio by clicking the icon **in the page below.**

Step 2. Adjust the audio volume as per the class requirement.

Step 3. Play the audio about 5 times in the class so the students can listen and understand.

Step 4. Identify at least ten students from the class to answer the questions.


Step 5. Play the audio again. Pause the audio at appropriate points to check the student's understanding of the answers.


Step 6. Discuss the correct answer and vocabulary used in the audio in the class.

1.4 Activity 1 - Phone Messages




<< Click the Audio icon to play the audio.

 Class 3
Listening – Session 5

**Phone Messages**
Listen and select the correct answer.
1. What are Tim and Priya going to play in the park?

☐ A. Tennis
☐ B. Basketball
☐ C. Volleyball

Show Answer




Audio Script: 01


Hi, Tim. This is Priya. Let's play Tennis in the park after school!

What are Tim and Priya going to play at the park?

Answer - Activity 1

 Class 3

Listening – Session 5




Q Phone Messages
Listen and select the correct answer.

1. What are Tim and Priya going to play in the park?

- ☒ A. Tennis
- ☐ B. Basketball
- ☐ C. Volleyball

Next



1.5 Activity 2 - Phone Messages



<< Click the Audio icon to play the audio.



Class 3

Listening – Session 5



Phone Messages

Listen and select the correct answer.

2. Where are Sahil and Sarah meeting?

- ☐ A. At the court
- ☐ B. At the park
- ☐ C. At the arcade

Show Answer




Audio Script: 02


Hey Sahil, this is Sarah. How about a Volleyball game at the park tomorrow.

Where are Sahil and Sarah meeting?

Answer - Activity 2

 Class 3

Listening – Session 5




Q Phone Messages
Listen and select the correct answer.

2. Where are Sahil and Sarah meeting?

- ☒ A. At the court
- ☒ B. At the park
- ☒ C. At the arcade

Next



1.6 Activity 3 - Phone Messages



<< Click the Audio icon to play the audio.

 **Class 3**
Listening – Session 5


**Phone Messages**
Listen and select the correct answer.
3. *Where are father and son going?*

☐ A. Running lesson

☐ B. Football field

☐ C. Martial art

Show Answer




Audio Script: 03


Hey Raj, this is dad. The running lesson is tomorrow at 3 p.m. Please don't forget.

Where are father and son going?

Answer - Activity 3

 Class 3

Listening – Session 5




Q Phone Messages
Listen and select the correct answer.

3. Where are father and son going?

- ☒ A. Running lesson
- ☐ B. Football field
- ☐ C. Martial art

Next



1.7 Thank you

