

*1.1 Introduction- Day 7 – Details in conversation*



Notes to Teachers:


Step 1. The following section is the Vocabulary. These words will help you understand today's lesson.


Step 2. Explain the meaning of each word and its usage to the students.

Step 3. Ask the students to make a sentence with each word. Ensure individual participation from at least 20 students.

Step 4. Help the students construct their sentences in correct English. Complexity is not essential. Correctness is.

## 1.2 Vocabulary

 Class 3  
**Listening – Session 4**



Word	Meaning	Usage
Fun	Something enjoyable that makes you happy	Playing with friends is so much fun.
Ready	Prepared or set to do something	I am ready to go to the park.
Bring	To carry or take something with you	Can you bring your favorite toy, please?
Hide and Seek	A game where everyone hides, and one person tries to find them	Let's play Hide and Seek.
Favorite	Something you like the most	Pizza is my favorite food.
Sport	An organized physical activity or game	I like sports and enjoy playing them.

Continue

The following section deals with Listening Skills and is Activity 1 of 4

Step 1. Play the Audio by clicking the icon in the page below.

Step 2. Adjust the audio volume as per the class requirement.


Step 3. Play the audio about 5 times in the class so the students can listen and understand.


Step 4. Identify at least ten students from the class to answer the questions.

Step 5. Play the audio again. Pause the audio at appropriate points to check the student's understanding of the answers.

Step 6. Discuss the correct answer and vocabulary used in the audio in the class.

### 1.3 Instruction - Details in Conversations

 Class 3  
**Listening – Session 4**

  
**INSTRUCTION**

**Details in Conversations**

**Step 1.** Play the Audio.

**Step 2.** Adjust the audio speed and volume as per the class requirement.

**Step 3.** Check for students' understanding of the audio.

**Step 4.** Use the seek bar for the purpose.

**Step 5.** Discuss the right answer using a relevant teaching strategy to adhere to all students' understanding.

**Continue**

### 1.4 Activity 1 - Details in Conversations



<< Click the Audio icon to play the audio.



Class 3

### Listening – Session 4



#### Details in Conversations

Listen to the conversation and select the correct answer.

**1. Where are the mother and son going?**

- ☐ A. Park
- ☐ B. Picnic
- ☐ C. Mall

Show Answer



### Audio Script: 01

Listen to the conversation and select the correct answer.

**Mother:** Do you want to have some fun today?


**Son:** Hi, Mom! Yes! I want to play in the park.

**Mother:** Okay! Bring your ball and shoes.


**Son:** Thanks, Mom!

**Where are the mother and son going?**

### Answer - Activity 1

 Class 3

### Listening – Session 4




**Q** **Details in Conversations**  
Listen to the conversation and select the correct answer.

**1. *Where are the mother and son going?***

- ☒ A. Park
- ☐ B. Picnic
- ☐ C. Mall

**Next**





### 1.5 Activity 2 - Details in Conversations



<< Click the Audio icon to play the audio.



Class 3

### Listening – Session 4



#### Details in Conversations

Listen to the conversation and select the correct answer.

**2. Which game do the friends want to play?**

- ☐ A. Basketball
- ☐ B. Badminton
- ☐ C. Hide and Seek

Show Answer



### Audio Script : 02

Listen to the conversation and select the correct answer.

**Friend 1:** Hey! Want to play a game after school?


**Friend 2:** Hi! Sure! What game do you want to play?

**Friend 1:** How about hide and seek?


**Friend 2:** Okay!

**Which game do the friends want to play?**

### Answer - Activity 2

 Class 3

### Listening – Session 4




**Q** **Details in Conversations**  
Listen to the conversation and select the correct answer.

**2. Which game do the friends want to play?**

- ☒ A. Basketball
- ☒ B. Badminton
- ☒ C. Hide and Seek

**Next**



## 1.6 Activity 3 - Details in Conversations



&lt;&lt; Click the Audio icon to play the audio.

Class 3

**Listening – Session 4**

A small green circular button with a white 'X' icon.

A large blue question mark icon.

**Details in Conversations**  
Listen to the conversation and select the correct answer.

**3. What is Riya's favorite sport?**

☐ A. Running

☐ B. Basketball

☐ C. Badminton

**Show Answer**

A large blue question mark icon with a teal border and a teal shadow.

### Audio Script: 03

Listen to the conversation and select the correct answer.

**Father:** Hi Riya! What's your favorite sport?


**Daughter:** I like running! It's so much fun.

**Father:** Great choice! How about we go to the park and run?


**Daughter:** Yes, Dad! That sounds awesome!

**What is Riya's favorite sport?**

### Answer - Activity 3

 Class 3

### Listening – Session 4




**Q** **Details in Conversations**  
Listen to the conversation and select the correct answer.

**3. What is Riya's favorite sport?**

- ☒ A. Running
- ☐ B. Basketball
- ☐ C. Badminton

**Next**



1.7 Thank you

